



Skatinger



CUSTOMER
SERVICES



AFTER MARKET
SERVICE



MASS

Inflatable Water Sports Products

WHY CHOOSE US



SUP Advanced Customisation support

The factory's own UV printer can perfectly realise various colours and design solutions for customers. Custom MOQ from 20 pieces.



Quality Control

Every production step of each SUP is strictly inspected and final inspection before delivery. A two-year warranty is also provided.



Guaranteed delivery time

Fast shipping, spot 24 hours to send out, according to customer needs to choose the appropriate mode of transportation



0 Complaints

There are professionals strictly test in each link of production, follow up the entire production process of each SUP to ensure the quality.

Catalog



SUP

Best selling
11'6" x 35"

1-8
Prana

9-10
Sky blue

11-14
Asiaticus

15-18
Sports

19-22
SeaRider

10'6" x 32"

23-26
Voyager

27-30
Simple Blue

11' x 33"

31-34
Plan S

35-38
Cruiser

39-42
Summer

43-46
Aurora

47-50
Dream Journey

51-54
Sunrise and Sunset

11' x 34"

75-78
Octopus

79-82
Crazy Tribe

11'6" x 32"

55-58
Witch

59-62
Graffiti

63-66
Chance

67-70
Tiger and Bear

71-74
Interstellar

12'6" x 30"

83-86
Cmyk

14' x 27"

87-90
Milano

i-Rocker/ Kayak

91-94
i-Rocker

95-98
kAYAK

Product Accessories



99-100
Optional Accessories

101-102
Electric Fins

枣庄越海游艇有限公司

Prana

In the form of lines and color blocks, in addition to the combination of dark and light colors. The irregular shapes show the magma and the meteor showers



SK9001

LIGHT BLUE

11'6" x 35" x 6"

LENGTH	11'6"
WIDTH	35"
THICKNESS	6"
MODEL	Yoga
CONSTRUCTION	Single-layer
NET WEIGHT	9.8 KG
REC USER WEIGHT	Up to 195 KG
VOLUME	430 L
RECOMMENDED PSI	12-15 PSI



- Backpack /
- Double Action Hand Pump /
- Fins system /
- Leash /
- Repair Kit /
- Shoulder strap /
- Phone Waterproof Bag /
- Waterproof bag /
- User manual /
- Alu paddle /

ACCESSORIES




SK9002

DARK BLUE

11'6" x 35" x 6"

LENGTH	11'6"
WIDTH	35"
THICKNESS	6"
MODEL	Yoga
CONSTRUCTION	Single-layer
NET WEIGHT	9.8 KG
REC USER WEIGHT	Up to 195 KG
VOLUME	430 L
RECOMMENDED PSI	12-15 PSI



- Backpack /
- Double Action Hand Pump /
- Fins system /
- Leash /
- Repair Kit /
- Shoulder strap /
- Phone Waterproof Bag /
- Waterproof bag /
- User manual /
- Alu paddle /

ACCESSORIES




SK9003

PRANA RED

11'6" x 35" x 6"

LENGTH	11'6"
WIDTH	35"
THICKNESS	6"
MODEL	Yoga
CONSTRUCTION	Single-layer
NET WEIGHT	9.8 KG
REC USER WEIGHT	Up to 195 KG
VOLUME	430 L
RECOMMENDED PSI	12-15 PSI



- Backpack /
- Double Action Hand Pump /
- Fins system /
- Leash /
- Repair Kit /
- Shoulder strap /
- Phone Waterproof Bag /
- Waterproof bag /
- User manual /
- Alu paddle /

ACCESSORIES



Sky blue

11'6" x 35" x 6"

LENGTH	11'6"
WIDTH	35"
THICKNESS	6"
MODEL	Yoga
CONSTRUCTION	Single-layer
NET WEIGHT	9.8 KG
REC USER WEIGHT	Up to 195 KG
VOLUME	430 L
RECOMMENDED PSI	12-15 PSI



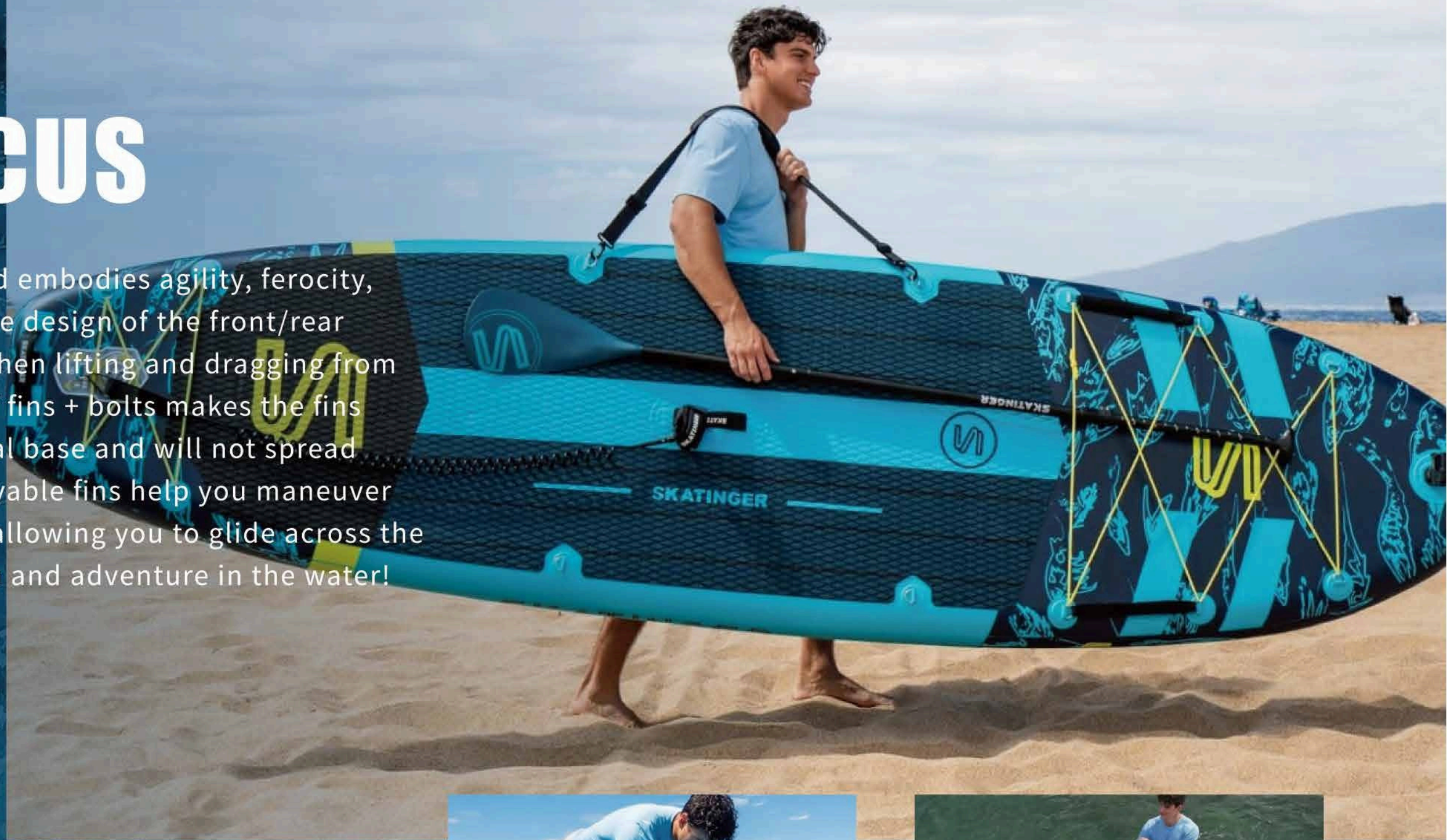
- Backpack /
- Double Action Hand Pump /
- Fins system /
- Leash /
- Repair Kit /
- Shoulder strap /
- Phone Waterproof Bag /
- Waterproof bag /
- User manual /
- Alu paddle /

ACCESSORIES



ASIATICUS


Skatinger paddle board embodies agility, ferocity, and a calm attitude. The design of the front/rear handle is convenient when lifting and dragging from water. The structure of fins + bolts makes the fins firmly fixed on the metal base and will not spread out in the water. Removable fins help you maneuver and steer more easily, allowing you to glide across the water like a fish for fun and adventure in the water!



SK9004

ASIATICUS

11'6" x 35" x 6"



- Backpack /
- Double Action Hand Pump /
- Fins system /
- Leash /
- Repair Kit /
- Shoulder strap /
- Phone Waterproof Bag /
- Waterproof bag /
- User manual /
- Alu paddle /

ACCESSORIES



LENGTH	11'6"
WIDTH	35"
THICKNESS	6"
MODEL	Yoga
CONSTRUCTION	Single-layer
NET WEIGHT	9.8 KG
REC USER WEIGHT	Up to 195 KG
VOLUME	430 L
RECOMMENDED PSI	12-15 PSI



SPORTS

Non-slip EVA deck pad of the Skatinger inflatable paddle board is designed with a diamond pattern and can be inflated to a rock-solid hardness(13~15psi), allowing you to stand comfortably without fear. High-quality military-grade ultra-light PVC material and advanced needle-drop core tech ensure that the inflatable boards have higher compression resistance and elasticity, minimizing accidental injuries, and making the ISUP extremely durable.



SK1101

SPORTS

11'6" x 35" x 6"



- Backpack /
- Double Action Hand Pump /
- Fins system /
- Leash /
- Repair Kit /
- Shoulder strap /
- Phone Waterproof Bag /
- Waterproof bag /
- User manual /
- Alu paddle /

ACCESSORIES



LENGTH	11'6"
WIDTH	35"
THICKNESS	6"
MODEL	Yoga
CONSTRUCTION	Single-layer
NET WEIGHT	9.8 KG
REC USER WEIGHT	Up to 195 KG
VOLUME	430 L
RECOMMENDED PSI	12-15 PSI



SeaRider

SPORTS DERIVED FROM HAWAII, SIMPLE,
EASY TO USE, SAFERELIABLE, AND TRUSTWORTHY





LENGTH	11'6"
WIDTH	35"
THICKNESS	6"
MODEL	Yoga
CONSTRUCTION	Single-layer
NET WEIGHT	9.8 KG
REC USER WEIGHT	Up to 195 KG
VOLUME	430 L
RECOMMENDED PSI	12-15 PSI



SeaRider

11'6" x 35" x 6"




- Backpack /
- Double Action Hand Pump /
- Fins system /
- Leash /
- Repair Kit /
- Shoulder strap /
- Phone Waterproof Bag /
- Waterproof bag /
- User manual /
- Alu paddle /

ACCESSORIES



Voyager

THE VOYAGER' IS INSPIRED BY THE HARMONIOUS COEXISTENCE WITH NATURE. WITH SPRING, SUMMER, AUTUMN, AND WINTER AS THE PROTOTYPE, COMBINED WITH THE COLORS OF DIFFERENT SEASONS TO MATCH. SKATINGER ACCOMPANIES YOU TO TRAVEL FAR IN ALL SEASONS.



WH109-113



Voyager

10'6" x 32" x 6"

LENGTH	10'6"
WIDTH	32"
THICKNESS	6"
MODEL	All Around
CONSTRUCTION	Single-layer
NET WEIGHT	8.04 KG
REC USER WEIGHT	Up to 155 KG
VOLUME	342 L
RECOMMENDED PSI	12-15 PSI

Grass Green

WH111

Lake Blue

WH110



ACCESSORIES

- Backpack /
- Double Action Hand Pump /
- Fins system /
- Leash /
- Repair Kit /
- Alu paddle /
- Phone Waterproof Bag /



Simple Blue

MAKING NEW DISCOVERIES AND EXPERIENCING
ADVENTURES HAS NEVER BEEN MORE EXCITING
WITH OUR SKATINGER BOARDS!



WH114



Simple Blue

10'6" x 32" x 6"

LENGTH	10'6"
WIDTH	32"
THICKNESS	6"
MODEL	All Around
CONSTRUCTION	Single-layer
NET WEIGHT	8.04 KG
REC USER WEIGHT	Up to 120 KG
VOLUME	342 L
RECOMMENDED PSI	12-15 PSI



ACCESSORIES

- Backpack /
- Double Action Hand Pump /
- Fins system /
- Leash /
- Repair Kit /
- Phone Waterproof Bag /
- Alu paddle /





Plan S

THE SKATINGER PLAN S IS READY AND ABOUT TO START. PLEASE ARRIVE AT THE TARGET LOCATION, LOG IN TO THE BEACH, AND PREPARE FOR THE BATTLE. IF YOU RECEIVE IT, PLEASE ANSWER. IF YOU RECEIVE IT, PLEASE ANSWER."

SK5016-5017



Plan S

11' x 33" x 6"

LENGTH	11'
WIDTH	33"
THICKNESS	6"
MODEL	Touring
CONSTRUCTION	Single-layer
NET WEIGHT	8.60 KG
REC USER WEIGHT	Up to 155 KG
VOLUME	375 L
RECOMMENDED PSI	12-15 PSI



Plans Green

SK5016

Plans Blue

SK5017



ACCESSORIES

- Backpack /
- Double Action Hand Pump /
- Fins system /
- Leash /
- Repair Kit /
- Alu paddle /
- Phone Waterproof Bag /



Cruiser

SPORTS DERIVED FROM HAWAII, SIMPLE,
EASY TO USE, SAFERE LIABLE, AND TRUST WORTHY



SK5001



LENGTH	11'
WIDTH	33"
THICKNESS	6"
MODEL	Touring
CONSTRUCTION	Single-layer
NET WEIGHT	8.50 KG
REC USER WEIGHT	Up to 155 KG
VOLUME	375 L
RECOMMENDED PSI	12-15 PSI



Cruiser

11' x 33" x 6"



ACCESSORIES

- Backpack /
- Double Action Hand Pump /
- Fins system /
- Leash /
- Repair Kit /
- Alu paddle /
- Phone Waterproof Bag /



Summer

WITH COLORFUL VISUAL IMPACT AND PLAYFUL
FRUIT ELEMENTS, CLOSE YOUR EYES AND
QUIETLY FEEL THE LEISURELY SUMMER TIME.



SK5005-5006



LENGTH	11'
WIDTH	33"
THICKNESS	6"
MODEL	Touring
CONSTRUCTION	Single-layer
NET WEIGHT	8.56 KG
REC USER WEIGHT	Up to 155 KG
VOLUME	375 L
RECOMMENDED PSI	12-15 PSI

Summer

11' x 33" x 6"



Durian

SK5005

Watermelon

SK5006



- Backpack /
- Double Action Hand Pump /
- Fins system /
- Leash /
- Repair Kit /
- Phone Waterproof Bag /
- Alu paddle /

ACCESSORIES



Aurora

AURORA IS A NATURAL ASTRONOMICAL SPECTACLE. IT HAS NO FIXED SHAPE AND DIFFERENT COLORS. IT IS GRACEFUL AND MYSTERIOUS





Aurora

11' x 33" x 6"

LENGTH	11'
WIDTH	33"
THICKNESS	6"
MODEL	Touring
CONSTRUCTION	Double layers
NET WEIGHT	9.64 KG
REC USER WEIGHT	Up to 155 KG
VOLUME	375 L
RECOMMENDED PSI	12-15 PSI

Aurora Red

SK5008

Aurora Black

SK5010



ACCESSORIES

- Backpack /
- Double Action Hand Pump /
- Fins system /
- Leash /
- Repair Kit /
- Phone Waterproof Bag /
- Alu paddle /



Dream Journey

RECOGNIZE THAT A DREAM IS A JOURNEY



SK5011-5013



Dream Journey

11' x 33" x 6"

LENGTH	11'
WIDTH	33"
THICKNESS	6"
MODEL	Touring
CONSTRUCTION	Single-layer
NET WEIGHT	8.56 KG
REC USER WEIGHT	Up to 155 KG
VOLUME	375 L
RECOMMENDED PSI	12-15 PSI



- Backpack /
- Double Action Hand Pump /
- Fins system /
- Leash /
- Repair Kit /
- Phone Waterproof Bag /
- Alu paddle /

ACCESSORIES



Rapunzel
SK5011

Flynn
SK5012

Pascal
SK5013





Sunrise and Sunset

SPORTS DERIVED FROM HAWAII, SIMPLE,
EASY TO USE, SAFERE LIABLE, AND TRUST WORTHY

SK5014-SK5015



Sunrise and Sunset

11' x 33" x 6"

LENGTH	11'
WIDTH	33"
THICKNESS	6"
MODEL	Touring
CONSTRUCTION	Single-layer
NET WEIGHT	8.56 KG
REC USER WEIGHT	Up to 155 KG
VOLUME	375 L
RECOMMENDED PSI	12-15 PSI



Sunrise
SK5014

Sunset
SK5015



- Backpack /
- Double Action Hand Pump /
- Fins system /
- Leash /
- Repair Kit /
- Phone Waterproof Bag /
- Alu paddle /

ACCESSORIES






Witch

NAMED AFTER THE WITCH IN ANCIENT GREEK MYTHOLOGY, THE DESIGN INCORPORATES ANCIENT WESTERN ELEMENTS IN A GORGEOUS AND VISUALLY STRIKING, WITH A GLANCE THAT LASTS FOREVER.

Circe
WH206



Goblin
WH205



Sylva
WH203



Undine
WH201

Witch

11'6" x 32" x 6"



LENGTH	11'6"
WIDTH	32"
THICKNESS	6"
MODEL	Touring
CONSTRUCTION	Single-layer
NET WEIGHT	8.6 KG
REC USER WEIGHT	Up to 160 KG
VOLUME	375 L
RECOMMENDED PSI	12-15 PSI

- Backpack /
- Double Action Hand Pump /
- Fins system /
- Leash /
- Repair Kit /
- Phone Waterproof Bag /
- Alu paddle /

ACCESSORIES



Graffiti

GRAFFITI IS THE STATIC EXPRESSION OF STREET CULTURE. IT IS THE MOST DIRECT INNER VOICE, WITH BRIGHT COLORS, SONOROUS VOICE AND PUBLICIZED PERSONALITY. IT IS THE SYMBOL OF A YOUNG CITY, PASSIONATE AND RESTLESS, RESTLESS AND REBELLIOUS. YOU CAN DISAGREE WITH IT, BUT YOU CAN'T IGNORE IT.





Graffiti

11'6" x 32" x 6"

LENGTH	11'6"
WIDTH	32"
THICKNESS	6"
MODEL	Touring
CONSTRUCTION	Single-layer
NET WEIGHT	8.16 KG
REC USER WEIGHT	Up to 160 KG
VOLUME	375 L
RECOMMENDED PSI	12-15 PSI



Graffiti yellow

WH218

Graffiti red

WH219



ACCESSORIES

- Backpack /
- Double Action Hand Pump /
- Fins system /
- Leash /
- Repair Kit /
- Phone Waterproof Bag /
- Alu paddle /





Chance

DEEP, MYSTERIOUS AND DREAMY COLORS, SYMBOLIZING UTOPIAN DREAMS



Chance

11'6" x 32" x 6"

LENGTH	11'6"
WIDTH	32"
THICKNESS	6"
MODEL	Touring
CONSTRUCTION	Double layers
NET WEIGHT	9.4 KG
REC USER WEIGHT	Up to 160 KG
VOLUME	375 L
RECOMMENDED PSI	12-15 PSI



Chance red
WH220

Chance blue
WH221



ACCESSORIES

- Backpack /
- Double Action Hand Pump /
- Fins system /
- Leash /
- Repair Kit /
- Phone Waterproof Bag /
- Alu paddle /



Tiger and Bear

MAKING NEW DISCOVERIES AND EXPERIENCING ADVENTURES HAS NEVER BEEN MORE EXCITING WITH OUR SKATINGER BOARDS!





Tiger and Bear

11'6" x 32" x 6"

LENGTH	11'6"
WIDTH	32"
THICKNESS	6"
MODEL	Touring
CONSTRUCTION	Single-layer
NET WEIGHT	8.5 KG
REC USER WEIGHT	Up to 160 KG
VOLUME	375 L
RECOMMENDED PSI	12-15 PSI



Bear
WH225

Tiger
WH226



ACCESSORIES

- Backpack /
- Double Action Hand Pump /
- Fins system /
- Leash /
- Repair Kit /
- Phone Waterproof Bag /
- Alu paddle /



Interstellar

MAKING NEW DISCOVERIES AND EXPERIENCING ADVENTURES HAS NEVER BEEN MORE EXCITING WITH OUR SKATINGER BOARDS!





Interstellar

11'6" x 32" x 6"

LENGTH	11'6"
WIDTH	32"
THICKNESS	6"
MODEL	Touring
CONSTRUCTION	Single-layer
NET WEIGHT	8.6 KG
REC USER WEIGHT	Up to 160 KG
VOLUME	375 L
RECOMMENDED PSI	12-15 PSI



Interstellar Blue
WH222

Interstellar Black
WH223

Interstellar Red
WH224



ACCESSORIES

- Backpack /
- Double Action Hand Pump /
- Fins system /
- Leash /
- Repair Kit /
- Phone Waterproof Bag /
- Alu paddle /



Octopus

SPORTS DERIVED FROM HAWAII, SIMPLE,
EASY TO USE, SAFERE LIABLE, AND TRUST WORTHY



LENGTH	11'
WIDTH	34"
THICKNESS	6"
MODEL	Yoga
CONSTRUCTION	Single-layer
NET WEIGHT	9.02 KG
REC USER WEIGHT	Up to 170 KG
VOLUME	420 L
RECOMMENDED PSI	12-15 PSI



Octopus

11' x 34" x 6"



- Backpack /
- Double Action Hand Pump /
- Fins system /
- Leash /
- Repair Kit /
- Shoulder strap /
- Phone Waterproof Bag /
- Waterproof bag /
- User manual /
- Alu paddle /

ACCESSORIES



Crazy Tribe

SPORTS DERIVED FROM HAWAII, SIMPLE,
EASY TO USE, SAFERE LIABLE, AND TRUST WORTHY



SK3006

LENGTH	11'
WIDTH	34"
THICKNESS	6"
MODEL	Yoga
CONSTRUCTION	Single-layer
NET WEIGHT	9.52 KG
REC USER WEIGHT	Up to 160 KG
VOLUME	420 L
RECOMMENDED PSI	12-15 PSI

Crazy Tribe

11' x 34" x 6"



ACCESSORIES

- Backpack /
- Double Action Hand Pump /
- Fins system /
- Leash /
- Repair Kit /
- Phone Waterproof Bag /
- Alu paddle /



Cmyk

DEEP, MYSTERIOUS AND DREAMY COLORS, SYMBOLIZING UTOPIAN DREAMS



JS1001-JS1002



Cmyk

12'6" x 30" x 6"

LENGTH	12'6"
WIDTH	30"
THICKNESS	6"
MODEL	Racing
CONSTRUCTION	Double layers
NET WEIGHT	9.8 KG
REC USER WEIGHT	Up to 130 KG
VOLUME	330 L
RECOMMENDED PSI	12-15 PSI



Cmyk Pink
JS1001

Cmyk Orange
JS1002



ACCESSORIES

- Backpack /
- Double Action Hand Pump /
- Fins system /
- Leash /
- Repair Kit /
- Phone Waterproof Bag /
- Alu paddle /



Milano

ENJOY THE PLEASURE OF RACING.
SHOW YOUR STYLE.
GO AHEAD AND MAKE A DIFFERENCE



JS2001

LENGTH	14'
WIDTH	27"
THICKNESS	6"
MODEL	Racing
CONSTRUCTION	Woven Double layers
NET WEIGHT	11 KG
REC USER WEIGHT	Up to 130 KG
VOLUME	375 L
RECOMMENDED PSI	12-15 PSI



Milano

14' x 27" x 6"



ACCESSORIES

- Backpack /
- Double Action Hand Pump /
- Fins system /
- Leash /
- Repair Kit /
- Phone Waterproof Bag /
- Alu paddle /



i-Rocker

WINDSURFING IS A GROUND BREAKING WATER SPORT. WIND SURFERS USE THE WIND TO PROPEL THEMSELVES FORWARD, FLYING ACROSS THE WATER WITH A BOARD UNDER THEIR FEET. IT TAKES YOU IN THE CLOSEST CONTACT WITH NATURE AND BRINGS YOU TO UNDERSTAND THE WIND. WHAT DO YOU THINK, DO YOU DARE?



SK5002



i-Rocker

11' x 33" x 6"

LENGTH	11'
WIDTH	33"
THICKNESS	6"
MODEL	Sailboard
CONSTRUCTION	Double layers
NET WEIGHT	10.1 KG
REC USER WEIGHT	Up to 155 KG
VOLUME	375 L
RECOMMENDED PSI	12-15 PSI

- Sail board/
- Sail bag/
- Sail Accessories/
- Sailor's fin/
- Backpack /
- Double Action Hand Pump /
- Fins system /
- Leash /
- Repair Kit /
- Phone Waterproof Bag /
- Alu paddle /

ACCESSORIES





Kayak

SPORTS DERIVED FROM HAWAII SIMPLE, EASY TO USE, SAFE, RELIABLE, AND TRUST WORTHY



Kayak

410cm-485cm

MODEL	Kayak
CONSTRUCTION	Single-layer
GROSS WEIGHT	410cm 28.5 KG 485cm 33.3KG
REC USER WEIGHT	Up to 170 KG
VOLUME	350 L
RECOMMENDED PSI	6-8 PSI

Kayak 410cm



Kayak 485cm



ACCESSORIES

- Pin Fins /
- Pedal /
- Inflator /
- Patch kit /
- Baffle /
- Bouble-ended Paddle /
- Wheeled Backpack /
- Kayak Seats



Optional Accessories



life jacket



Waterproof bag



Kayak Seat

Carbon paddle



Electric pump



Hollow hat



Shoulder strap



Sun protection clothing



Full top hat



Beach cape



Men's Quick-drying tight



Women's Quick-drying tight



Singlet



POWER FIN (MOTOR)

Motor Power	240W (DC 24V)	Operating Speed	5-7.8 km/h
Runtime	35-55 minutes	Material	PC+ABS
Waterproof	IP68	Weight	1.5kg (3.3 Lbs)
Dimension	284 x 122 x 99mm (11" x 4.8" x 3.9")		



PUSH ENTER APPARATUS

Power	600W	Type of motor	DC Brushless Motor
Nominal voltage	24V	Standard Cable Length	1.2 m
Thrust thrust	30 pounds	Weight	1.6 KG
Adaptation to water environment	Freshwater/sea water		



BATTERY PACK

Battery Life	> 300 cycles	Material	flame retardant PC
Waterproof	IP67	Net Weight	0.8kg (1.76 Lbs)
Rechargeable Battery Pack	DC 22.2V 4400mAh/97.68Wh	Dimension	155 x 60 x 50mm (6.1" x 2.4" x 2")

*Special lithium-ion battery for Power Fin



replaceable

BATTERY BOX

With circuit board and a 2-in-1 magnetic switch
(working as both power switch and emergency stop switch)

Material	flame retardant PC+ABS	Waterproof	IP67
Dimension	218 x 155 x 85mm (8.6" x 6.1" x 3.3")	Net Weight	0.56kg (1.23 Lbs)



ELECTRICITY POOL

Capacity	30000mAh
Nominal voltage	22.42V
Battery weight	5.5 KG (The actual shall prevail)
Charging ambient temperature	5-40°C
Energy	666WH
Waterproof grade	IP67
Storage temperature	0-45°C
Maximum charging power	150W

Battery lifetime

- drive at 1 gear - 3 km/hour (battery can last 10 hours)
- drive at 2 gear - 6 km/hour (battery can last 4 hours)
- drive at 3 gear - 8 km/hour (battery can last 2.5 hours)
- drive at 4 gear - 9 km/hour (battery can last 1.5 hours)

